

Lightning Bolt

Machine Battery


USER MANUAL



INDEX

Safety Notice	3
Intro	4
Overview	5
Features	6
Getting Started	7
Additional Information	8
Troubleshooting	9

SAFETY NOTICE

**CLASS III SYMBOL**

A Class III appliance is designed to be supplied from a separate/safety extra-low voltage (SELV) power source. The voltage from a SELV supply is low enough that under normal conditions a person can safely come into contact with it, without the risk of electrical shock. The extra safety features built into Class I and Class II appliances are, therefore, not required. For medical devices, compliance with Class III is not considered sufficient protection, and further more-stringent regulations apply to such equipment.

TECHNICAL DATA

Operating Voltage:	5-12 V DC
Current:	UP TO 1.5 A
Ambient Temperature:	+10 to +35 °C
Relative Humidity:	30 to 75%
Dimensions (Ø X L):	H56 x W49 X L27 mm
Weight:	Approx. 58g (2oz)
Charging Port:	USB-C

**BARRIER PROTECTING YOUR MACHINE**

We strongly suggest the use of barrier products to protect your machine. For a visual demonstration of barrier protection methods, please visit our YouTube channel FK Irons.

"This device is not to be used by persons (including children) with reduced physical, sensory or mental capabilities, or lack of experience and knowledge"

LIGHTNING INTRO



THE LIGHTNING BOLT

Unleash Your Power

The first wireless battery featuring complete Bluetooth connectivity, and a whole new sense of freedom.

OVERVIEW



SPECIFICATIONS

- Output Voltage: 5 – 12 V
- Increment/decrement voltage interval: 0.5 V
- Maximum output current: 1 A
- Charger Input: USB-C / 1.5 A
- Size: H56mm x W49mm x L27mm
- Weight: 58g (2 oz)
- Battery Life: ~ 6-10 Hours
(based on operating parameters)



FEATURES

**Features:**

- Higher energy density to provide high reliability and stability
- Dynamic power path management: USB-C Li-Ion battery
- Auto shutdown (State of Charge (SoC) < 3%)
- Automatic jumpstart feature
- Fast charging speed: up to 1.5 A
- Extremely compact, convenient to carry
- Compatible with FK Irons and Darklab products
- Bluetooth enabled, pair with Darklab app
- Device firmware update functionality via app
- Shipping mode functionality
- Software reset



Compatible with Xion, Xion S and Xion G.

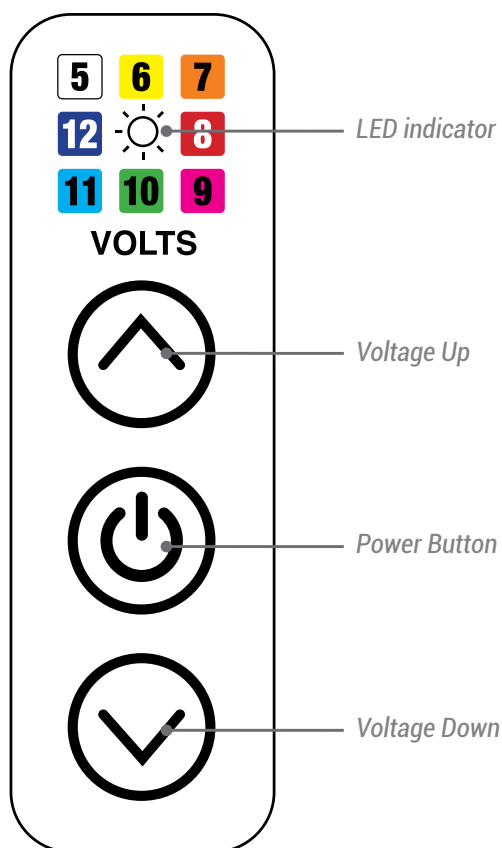
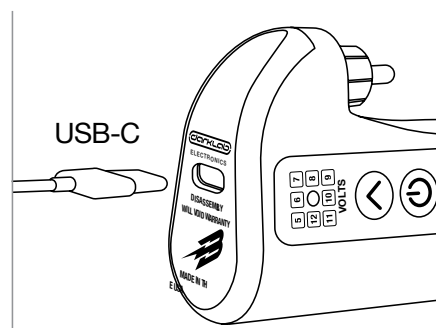


Compatible with all FK Irons Spektra machines.



GETTING STARTED

For your safety, this power unit has been shipped disabled. To activate, plug into a USB-C power source and charge completely until the LED light remains solid green. **It's important to charge for a minimum of 3 hours prior to first use.**

**LED Indicator:**

Single blink = Whole Value

Double blink = Half Increment

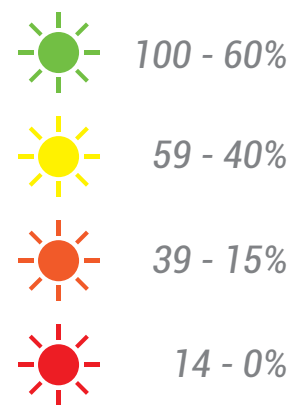
Ex. Solid green indicates 10V

Flashing green indicates 10.5V

Battery Level Check:

Press and hold power button till white. On release color = %

Note: LED flashes while battery charges. Once < 15% is reached, a red light will blink alternately with voltage.

**Automatic Fault Detection:**

Overcharge Detection (OVP)

Over-Discharge Detection (UVP)

Charge Overcurrent Detection (OCC)

Discharge Overcurrent Detection (OCD)

Load Short-Circuit Detection (SCP)

Menu Modes: Press and hold power button.

Bluetooth on: Hold the power button until the LED indicator turns blue, then release the power button.

Bluetooth off: Hold the power button until the LED indicator turns yellow, then release the power button.

Hard shut off: Hold the power button until the LED indicator is red, battery is now disabled. To re-activate the battery, plug into any USB-C power source.

Device reset: +

ADDITIONAL INFORMATION

VOLTAGE PARAMETERS

While voltage is a parameter that will vary from artist to artist, the LightningBolt has been tested to operate at a minimum voltage of around 5-Volts with a maximum voltage of 12-Volts. Depending on the type of needle configuration, or brand you use, feel free to adjust the voltage to obtain the desired performance. **NOTE: Some machines require a minimum voltage to operate correctly, please check your machine manufacturer's requirements.**

WARRANTY

Darklab warrants that the device will perform efficiently when used as intended. Should this product prove to be defective due to manufacturing issues, Darklab will repair/replace the device - free of charge. This warranty will be void if the device shows signs of having been tampered, disassembled, handled roughly, dropped, overexposed to moisture or damage resulting in compromised functionality.

HANDY TIPS

The following tips will help you get the most out of your LightningBolt and avoid potential issues:

- Do not exceed the suggested voltage.
- Use only quality cables. A good connection will ensure consistent performance.
- Use only FDA-approved cold sterilization solutions for disinfection.
- **NOT AUTOCLAVABLE.**

ADDITIONAL INFORMATION

TROUBLESHOOTING**1.- Machine Manufacturer**

FK Irons: 1771 NW 79th Avenue, Doral, Florida 33126

2.- Servicing Your Machine

As for any mechanical device, FK Irons strongly suggests that you service your device once a year to ensure all working parts are working as expected. This ensures the optimal condition of all working parts including internal machine clean up and fresh lubrication. Routine servicing will ensure that your machine remains functioning like the very first day. Service is subject to fees.

3.- Warning

Disconnect machine from any power before making any adjustments.

For service inquiries, please contact service@fkirons.com.

For additional tips and tutorials, please visit [Youtube.com/fkirons](https://www.youtube.com/fkirons)